







Adults and Communities Performance 2022/23


Quarter One (Q1): April – June 2022

Performance Rating and Progress

	Performing better than the latest national average or local target		Performance has improved on last year
	Performing similar to the latest national average or local target		Performance is similar to last year
	Performing below the latest national average or local target		Performance is not as good as last year

PREVENT NEED

Leicestershire County Council's Strategic Plan 2022-26	Safe and Well Carers and People with care needs are supported to live active, independent, and fulfilling lives
---	---

Measure	Description	Aim	Rating	Progress	2022/23 Performance	2021/22 Performance
Local	% of sequels that 'Prevent Need'	Target Band Width	55% - 60% Local target		52.1%	56.4%
ASCOF 3D pt 1	% of SUs who find it easy to find information	High	68.4% 19/20 Nat. Ave.	N/A	Survey Results due May 2023	56.8%
ASCOF 3D pt 2	% of carers who find it easy to find information	High	57.7% 21/22 Nat. Ave.	N/A	Survey is biennial and will next run in Autumn 2023	49.4%

Measure	Description	Aim	Rating	Progress	2022/23 Performance	2021/22 Performance
Local	Heritage visits (inc. website visits)	High	73.2k Local Q1 milestone	▲	78.5k	49.6k
Local	Library visits (inc. website visits)	High	141.1k Local Q1 milestone	▲	180.2k	89.0k
Local	Total library loans	High	522.7k Local Q1 milestone	▲	537.8k	410.6k
Local	Junior loans	High	179.0k Local Q1 milestone	▲	180.6k	98.0k
Local	E-loans	High	214.9k Local Q1 milestone	◀▶	222.2k	222.7k
Local	Total community library issues	N/A	For Information Only	N/A	67.9k	39.6k
Local	Community library children's issues.	N/A	For Information Only	N/A	38.7k	21.0k

Measure	Description	Aim	Rating	Progress	2022/23 Performance	2021/22 Performance
Local	Hours of Volunteering (Heritage and libraries)	High	2.6k Local Q1 milestone	▲	3.9k	1.9k

**Leicestershire County
Council's Strategic Plan
2022-26**
Strong Economy, Transport, and Infrastructure
 There is close alignment between skill supply and demand

Measure	Description	Aim	Rating	Progress	2022/23 Performance	2021/22 Performance
Local	LALS Success Rate	High	86% Local target	▲	89.0%	85.0%

REDUCE NEED

**Leicestershire County
Council's Strategic Plan
2022-26**
Improved Opportunities

Young people and adults are able to aim high and reach their full potential

Measure	Description	Aim	Rating	Progress	2022/23 Performance	2021/22 Performance
ASCOF 1E	% of people with LD in employment	High	5.1% 20/21 Nat. Ave.	◀▶	9.2%	9.0%
ASCOF 1G	% of people with LD in settled accommodation	High	78.3% 20/21 Nat. Ave	◀▶	84.3%	84.2%

**Leicestershire County
Council's Strategic Plan
2022-26**
Safe and Well

Carers and People with care needs are supported to live active, independent, and fulfilling lives

Measure	Description	Aim	Rating	Progress	2022/23 Performance	2021/22 Performance
Local	% of sequels that 'Reduce Need'	Target Band Width	18% - 23% Local target	◀▶	18.2%	20.3%
ASCOF 11 pt 1	% of SUs who had as much social contact as they would like	High	45.9% 19/20 Nat. Ave.	N/A	Survey Results due May 2023	37.3%

Measure	Description	Aim	Rating	Progress	2022/23 Performance	2021/22 Performance
ASCOF 11 pt 2	% of carers who had as much social contact as they would like	High	28.0% 21/22 Nat. Ave.	N/A	Survey is biennial and will next run in Autumn 2023	24.7%

DELAY NEED

Leicestershire County Council's Strategic Plan 2022-26	Safe and Well Carers and People with care needs are supported to live active, independent, and fulfilling lives
---	---

Measure	Description	Aim	Rating	Progress	2022/23 Performance	2021/22 Performance
Local	% of sequels that 'Delay Need'	Target Band Width	10% - 15% Local target	▲	18.3%	11.0%
ASCOF 2D	% of people who had no need for ongoing services following reablement	High	74.9% 20/21 Nat. Ave	▼	85.7%	88.5%
ASCOF 2B pt 1 <i>*BCF*</i>	Living at home 91 days after hospital discharge and reablement	High	79.1% 20/21 Nat. Ave	◀▶	89.5%	89.4%
ASCOF 2A pt 1	Permanent admissions to care (aged 18-64) per 100,000 pop.	Low	13.3 per 100k pop. 20/21 Nat. Ave	▼	7.6 per 100k Pop. Forecast 32 Admissions in 22/23	5.7 per 100k Pop. Actual 24 Admissions in 21/22
ASCOF 2A pt 2 <i>*BCF*</i>	Permanent admissions to care (aged 65+) per 100,000 pop.	Low	498 per 100k pop. 20/21 Nat. Ave	▲	404 per 100k Pop. Forecast 619 Admissions in 22/23	567 per 100k Pop. Actual 868 Admissions in 21/22


MEET NEED

Leicestershire County Council's Strategic Plan 2022-26	Safe and Well Carers and People with care needs are supported to live active, independent, and fulfilling lives
--	---

Measure	Description	Aim	Rating	Progress	2022/23 Performance	2021/22 Performance
Local	% of sequels that 'Meet need'	Target Band Width	7% - 12% Local target	▲	11.4%	12.3%
ASCOF 1C pt 1a	Adults aged 18+ receiving self-directed support	High	92.2% 20/21 Nat. Ave	◀▶	94.8%	94.7%
ASCOF 1C pt 2a	Adult aged 18+ receiving direct payments	High	26.6% 20/21 Nat. Ave	◀▶	39.5%	40.3%
ASCOF 1C pt 1b	Carers receiving self-directed support	High	87.1% 20/21 Nat. Ave	◀▶	99.9%	99.9%
ASCOF 1C pt 2b	Carers receiving direct payments	High	75.3% 20/21 Nat. Ave	◀▶	99.3%	99.1%

Leicestershire County Council's Strategic Plan 2022-26	Safe and Well People at most risk are protected from harm
--	---

Measure	Description	Aim	Rating	Progress	2022/23 Performance	2021/22 Performance
Local	Safeguarding outcomes fully or partially achieved	High	94% Local target	◀▶	93.8%	92.9%

Measure	Description	Aim	Rating	Progress	2022/23 Performance	2021/22 Performance
ASCOF 4B	% of service users who say that services have made them feel safe	High	86.8% 19/20 Nat. Ave.	N/A	Survey Results due May 2023	81.2%
Local	% of service users who received their annual review	High	56.3% 20/21 Nat. Ave		70%	69%